



HAL
open science

Do suburban populations of lizards behave differently from forest ones? An analysis of perch height, time budget, and display rate in the Cuban endemic *Anolis homolechis*.

Annabelle Vidal, Roger Pradel, Frank Cézilly

► To cite this version:

Annabelle Vidal, Roger Pradel, Frank Cézilly. Do suburban populations of lizards behave differently from forest ones? An analysis of perch height, time budget, and display rate in the Cuban endemic *Anolis homolechis*.. *Diversity*, 2023, 15 (2), pp.261. 10.3390/d15020261 . hal-04065125

HAL Id: hal-04065125

<https://u-bourgogne.hal.science/hal-04065125>

Submitted on 5 Jun 2023

HAL is a multi-disciplinary open access archive for the deposit and dissemination of scientific research documents, whether they are published or not. The documents may come from teaching and research institutions in France or abroad, or from public or private research centers.

L'archive ouverte pluridisciplinaire **HAL**, est destinée au dépôt et à la diffusion de documents scientifiques de niveau recherche, publiés ou non, émanant des établissements d'enseignement et de recherche français ou étrangers, des laboratoires publics ou privés.



Distributed under a Creative Commons Attribution 4.0 International License

Article

Do Suburban Populations of Lizards Behave Differently from Forest Ones? An Analysis of Perch Height, Time Budget, and Display Rate in the Cuban Endemic *Anolis homolechis*

Annabelle Vidal ^{1,2,3,4,*}, Roger Pradel ³ and Frank Cézilly ^{2,5}¹ Instituto de Ecología y Sistemática, 11900 Havana, Cuba² Caribaea Initiative, Université des Antilles, 97157 Pointe-à-Pitre, France³ Centre d'Écologie Fonctionnelle et Évolutive CEFE, Université de Montpellier, CNRS, EPHE, IRD, CEDEX 5, 34293 Montpellier, France⁴ Institut de Systématique, Évolution, Biodiversité ISYEB, UMR 7205, CNRS, MNHN, EPHE, Sorbonne Université, Université des Antilles, Campus de Fouillole, 97157 Pointe-à-Pitre, France⁵ Biogéosciences, Université de Bourgogne, UMR 6282 CNRS, 21000 Dijon, France* Correspondence: avidalb82@gmail.com

Abstract: Urbanization transforms natural ecosystems into novel habitats, which can result in negative consequences for biodiversity. Therefore, it is important to understand the mechanisms of maintenance of native species in urbanized environments, including behavior—which can act as a fast response to rapid environmental changes. We compared some behavioral traits between two suburban and two forest populations of *Anolis homolechis*. Direct observations of 779 individuals revealed that perch height was positively influenced by body size, but not by sex. Suburban individuals perched higher than forest ones, and even more so in the afternoon compared to the morning; a behavior that was not observed in forests populations. These differences might be due to a change from foraging activities in the morning to vigilance, display, and/or thermoregulation in the afternoon, promoted by suburban habitat conditions (e.g., higher predator abundance, open habitat structure, and urban heat). Video recordings of 81 focal individuals showed that males were more active than females (i.e., spending less time in stationary behavior and having a higher display rate), with no significant effect of habitat type. As some of our results diverge from previous studies on invasive anoles, we recommend extending comparative studies of urban and non-urban populations to other native *Anolis*.

Keywords: anoles; habitat effect; lizards; perch height; sex-habitat interaction; suburban populations; urbanization



Citation: Vidal, A.; Pradel, R.; Cézilly, F. Do Suburban Populations of Lizards Behave Differently from Forest Ones? An Analysis of Perch Height, Time Budget, and Display Rate in the Cuban Endemic *Anolis homolechis*. *Diversity* **2023**, *15*, 261. <https://doi.org/10.3390/d15020261>

Academic Editors: Ivelin A. Mollov, Richard Seigel and Michel Baguette

Received: 11 January 2023

Revised: 27 January 2023

Accepted: 1 February 2023

Published: 13 February 2023



Copyright: © 2023 by the authors. Licensee MDPI, Basel, Switzerland. This article is an open access article distributed under the terms and conditions of the Creative Commons Attribution (CC BY) license (<https://creativecommons.org/licenses/by/4.0/>).

1. Introduction

Human population growth has resulted in the rapid expansion and development of urban areas [1–3], to the detriment of natural ones [4]. Urbanization transforms natural ecosystems into novel habitats whose main characteristics are fragmented and/or concentrated distribution of resources (e.g., food, shelter, and vegetation), abundance of humans and exotic species, concentration of pollutants, and a dryer and warmer climate [5–7]. This most often results in a significant decrease in biodiversity, with simplified assemblages of plant and animal species, and a dominance of generalist and/or invasive species over specialist and/or native ones [3,8–11]. In this context, understanding the mechanisms by which native species can maintain themselves in urbanized environments [12–14] is of particular relevance to conservation actions and urban planning, as well as the study of biological adaptation [15–18].

There is now ample evidence that behavioral traits play a major role in the successful adaptation of various animal species to urban conditions [19–21]. Behavioral alterations may allow a fast response to rapid environmental changes, such as urbanization [22,23],

and various behavioral differences have been seen between urban and non-urban populations of different species [24]. For instance, shorter flight-initiation distances in reaction to approaching humans have been observed in urban populations of birds [25,26], mammals [27], and reptiles [28–31]. In addition, several experiments using a common garden design have revealed rapid evolution of personality traits, such as boldness, exploration, or neophobia in urban populations of reptiles [32] and birds [33,34]. Urban populations may also differ from non-urban ones in terms of sexual behavior [35] as characteristics of urban habitats, such as noise pollution in birds [36], open spaces in lizards [31,37], or reduced risk of predation in frogs [38], can affect the expression of sexual display. Most studies examining behavioral adaptability to the urban environment have been conducted at the species level, without consideration for potential sex-related differences (but see [39]). Another limitation is that most studies in urban ecology have been carried out in the United States, Europe, and Australia [40]. In comparison, little is known about the influence of urbanization on animal behavior in tropical regions, especially in hotspots of biodiversity, such as the Insular Caribbean, a region composed of small territories with growing urban populations [41].

Anolis lizards are excellent biological models to test predictions about behavioral adaptation to the urban environment. *Anolis* is a genus of small lizards from the neotropical region with more than 400 species and a high endemism in the Insular Caribbean [42]. Anoles constitute a favorite model in functional, evolutionary, and behavioral ecology [43–45]. Most *Anolis* species are diurnal ambush predators, hunting visually from perches, that mainly feed on invertebrates [46]. They can use various substrates for perching, such as tree trunks, branches, twigs, leaves, rocks, walls, or artificial supports [47–49]. Some studies have reported that anole males perch higher than females [48,50–52], whereas others failed to find any difference in perch height between sexes [53,54]. However, most studies on perch height did not include body size as a covariate and, since males are larger than females in many anole species, results regarding sex effect on perch height might be confounded by body size. Perch height in anoles can also be influenced by other factors, such as nutritional state, food availability, predation risk [53,55], molting status [54], or individual color pattern [56].

Comparisons between urban and non-urban populations of anole species have provided evidence for differences in morphology [57–61], reproductive traits [57], and population structure [60,62]. Differences between urban and non-urban populations of anoles have also been reported for territorial and sexual behavior [31,37,63,64], locomotor performance [37,65], foraging behavior [66], and substrate choice [67,68]. Overall, individuals in urbanized areas appear to be more active, more tolerant to humans, and able to take advantage of the wider variety of perches available in urban habitats (but see [66]). In particular, Borden et al. (2022) provided evidence that urbanization drives an increase in perch height in *A. carolinensis* [69]. Most studies of the effect of urbanization on anoles have compared a single urban site and a single non-urban site at a time, or were based on relatively low sample sizes. Furthermore, most behavioral studies on urban anoles focused on populations of three species known to be highly invasive; *A. carolinensis*, *A. sagrei*, and *A. cristatellus*. Successful invasive species may have a higher potential for behavioral flexibility, facilitating adaptation to the urban environment. To what extent native *Anolis* species have similar abilities remains underrepresented in the literature (but see [70]).

A good model to study the effect of urbanization on the behavior of native anole species is the Cuban endemic *A. homolechis*. A previous study provided evidence for phenotypic differences between suburban and forest populations [60], with increased body size and body condition, and a higher rate of tail loss in suburban populations. Suburban populations of *A. homolechis* also showed a more pronounced sexual dimorphism in body size, possibly associated with more intense male-male competition resulting from the male-biased sex ratio observed in suburban populations [60]. Here, we tested some specific predictions about behavioral differences between suburban and forest populations of *A. homolechis*, focusing on perch height, time budget, and rate of display. Similar to other

anoles [71], *A. homolechis* uses various displays, including “head-bobs” (up-and-down movements of the head), “push-ups” (up-and-down movements of the body and tail caused by leg flexion), and dewlap extension (pulsing of the throat fan), that can be used in a variety of contexts, such as territorial defense, mate attraction, or predator deterrence [72]. As perch height has been previously shown to increase with temperature in anoles [52] and as air temperature tends to be higher in cities than in surrounding natural areas worldwide [73], we predicted higher perch heights in suburban vs. forest populations. Based on previous evidence [31,37], we expected display behavior and intensity to differ between urban and non-urban populations of anoles.

2. Materials and Methods

2.1. Species and Study Sites

Anolis homolechis naturally inhabits forest environments, but it is also common in the suburban environment, mainly in wooded areas, such as parks, gardens, and streets decorated with trees [51]. Males are recognized by their brown to dark brown coloration and a well-developed gray-white dewlap in adults, which is smaller in subadult males. In contrast, females are smaller, have a lighter coloration, and the dewlap is almost absent [74]. Males limit access to their partners by defending their territory against other intruding males [51,75]. Mating and reproduction occurs following rainfall, from April to September [76,77]. In this study, we considered females as adults when their snout-vent length (SVL) was greater than 35.4 mm, which was the minimum recorded size for gravid females at the sampled sites [60].

Direct observations were made from January 2018 to August 2019, and video recording took place from June 2018 to August 2019. Observations were made on adult individuals from two suburban sites and two forest sites in western Cuba (Figure 1). Suburban sites were at the limit of Guanajay City (22.926323° N, 82.671959° W; datum WGS84) and San José de Las Lajas City (22.957422° N, 82.126899° W; datum WGS84), both with similar urban development. The natural sites were located in relatively well-preserved forests of the Reserve of the Biosphere Sierra del Rosario (22.85752° N, 82.92957° W; datum WGS84) and the Natural Protected Landscape Escaleras de Jaruco (23.047286° N, 82.064062° W; datum WGS84) (see [60] for site description).

2.2. Data Collection

We captured individuals of both sexes between 9:00 and 17:00, corresponding to the period of full activity of the species. On each capture, we recorded perch height and time of the day. On first capture, we marked all captured individuals with a unique combination of colored elastomers, implanted under the skin into the ventral area of the limbs [78], as part of a long-term capture-marking-recapture study [79]. We also temporarily identified 184 captured individuals (adult males and females, in equal proportions) with a numbered tag pasted with an hypoallergic substance on the dorsal posterior area [80] (Figure 2). The first mark allowed individual recognition of lizards upon physical recapture. The second mark allowed individual identification at distance (up to 4 m with binoculars) during behavioral observations. After being marked, individuals were released to the exact place where they had been captured (see [60] for details). One to two days after capture and marking, we returned to the sites to make behavioral observations on the temporarily marked individuals, from 9:30 to 17:00. Videos were made focusing on one individual at a time [81] for up to 20 min, placing the camera (Panasonic Lumix DMC-FZ300) at 2–4 m from the lizard, according to field conditions. Whenever possible, we made more than one video per individual, with an interval of at least 30 min between them. Based on the literature [71,72], we primarily considered six different behavior categories during the analysis of video recordings: stationary (surveying the immediate surroundings and/or basking without perch changing movements), foraging (pursuing and eating prey), display, movement, resting, and close interactions (any encounter with a conspecific or individual from another anole species at a distance of four times the body length of the focal individual

or less). We recorded the percentage of time spent in each behavior category for each recording. On several occasions, individuals briefly went out of the scope of the camera because of sudden and fast movement. In such cases, we subtracted the time the lizard was out of view from the total recording time. We retained videos with a duration of at least 5 min and pooled data from videos made on a same individual. Each video recording was analyzed twice at an interval of a few days to increase reliability. All recordings and video analysis were made by the same person (AV).



Figure 1. Locations of sampled sites (yellow points) during the capture-mark-recapture study of suburban and forest populations of *Anolis homolechis* (left), and representative photos of the habitat at each location (right).



Figure 2. Adult male *Anolis homolechis* marked with a numbered temporarily tag.

2.3. Statistical Analysis

2.3.1. Perch Height

We used data on perch height recorded on initial captures and, for a subset of individuals, on subsequent recaptures. We assessed the effect of habitat and site (nested within habitat) on perch height by using Generalized Linear Mixed Models (GLMM). We included individual identity as a random factor to correct for pseudo-replication arising from repeated measures on a same individual, and to assess individual's consistency (repeatability) in perch height. As perch height can be influenced by time of the day (AM vs. PM) and sex [45], we added them to the model as explanatory variables, as well as SVL as a measure of body size. The model was completed with the addition of second-order interactions between explanatory variables. We relied on backward elimination of non-significant variables to obtain the simplest model, which was used to present results on perch height analysis.

2.3.2. Time Budget and Display Rate

We first analyzed time budgets by calculating the percentage of time allocated to each behavior (total time the individual spent performing this behavior divided by the total observation time). As anoles spent more than 90% of their time in a single behavior (see Section 3.2. Time Budget), we finally limited our analysis to the percentage of time allocated to this unique behavioral category as an overall index of time budget. We used arcsine square root transformation of time budget to normalize the data. Then, we assessed the effect of urbanization on time budget using Generalized Linear Models (GLM, non-parametric regression), with time budget as a function of habitat type in a third-order interaction with sex and season (reproductive season vs. non-reproductive season). In order to control for the effect of sites within each habitat type, we added the factor site (nested within habitat) to the model, also in a third-order interaction with sex and season. From this complete model, we derived the set of all possible models and selected the best-fitted model on the basis of the Akaike Information Criterion corrected for small sample size (AICc). Models with a difference in the AICc score (ΔAICc) < 2 were considered informative [82].

We defined display rate as the number of times a display was initiated by an individual divided by the total time during which its activity was recorded. We normalized data on display rate using the arcsine square root transformation and followed the same analysis as used for time budget.

Model linearity was confirmed by inspecting diagnostic graphs of residuals and fitted values. Confidence intervals for means were computed through bootstrapping

(10,000 simulations). Significance was set at a 95% confidence level. All analyses were conducted with R Statistical Software 4.2.0 [83].

3. Results

3.1. Perch Height

We recorded 974 perch heights from a total of 779 different individuals, consisting of 452 males (suburban: 230; forest: 222) and 327 females (suburban: 128; forest: 199). We observed 470 individuals (268 males and 202 females) in the morning and 309 (184 males and 125 females) in the afternoon (see Appendix A for sample size at each site). Perch height was significantly influenced by SVL (GLMM: $F_{1,779} = 62.16$, $p < 0.001$), habitat ($F_{1,779} = 10.94$, $p < 0.001$), site (nested within habitat: $F_{2,779} = 13.27$, $p = 0.001$), and the interaction of habitat with time of the day ($F_{1,779} = 4.16$, $p = 0.04$), but not by time of the day ($F_{1,779} = 2.79$, $p = 0.09$). Perch height was not repeatable at the individual level as only a low amount of variance was explained by individual identity (GLMM random factor variance: 0.019, standard deviation: 0.138). Sex was not retained in the most parsimonious model, indicating that perch height did not differ between sexes, after correcting for the effect of body size. Lizards with larger body size (SVL) perched higher than smaller ones (slope = 0.021, confidence interval, CI_{slope} 0.012 to 0.030; Figure 3). On average, suburban individuals perched at about 1 m above the ground compared to 0.8 m for forest individuals (Figure 4). Perch height increased by 20.9% from the morning to the afternoon in suburban individuals, whereas individuals from forest populations maintained a similar perch height throughout the day (Figure 5).

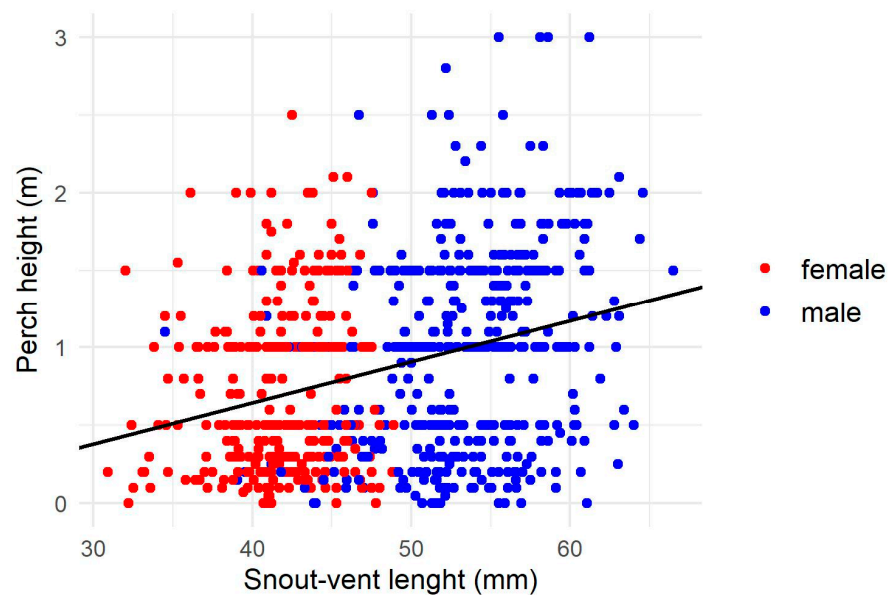


Figure 3. Relationship between snout-vent length and perch height in *Anolis homolechis*. The solid black line indicates linear regression.

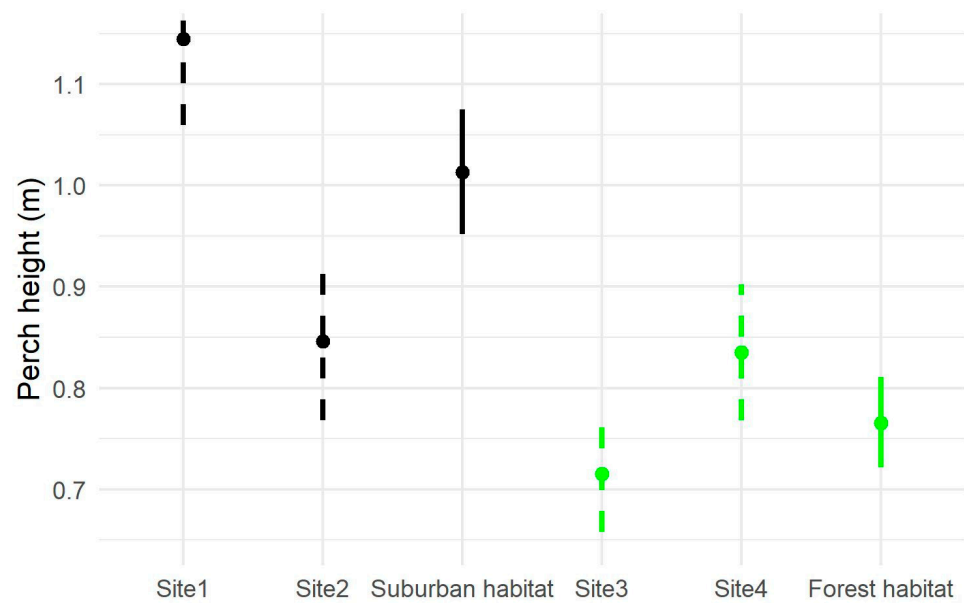


Figure 4. Perch height in suburban (black) and forest (green) populations of *Anolis homolechis*. Sampled sites are referred to as Site 1: Guanajay, Site 2: San José de Las Lajas, Site 3: Sierra del Rosario, and Site 4: Escaleras de Jaruco. Vertical bars indicate 95% confidence intervals.

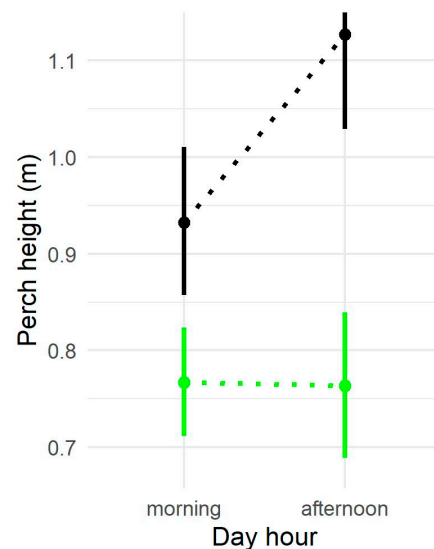


Figure 5. Relationship between perch height and time of the day (morning vs. afternoon) in suburban (black) and forest (green) populations of *Anolis homolechis*. Vertical bars indicate 95% confidence intervals.

3.2. Time Budget

We obtained two video recordings for 44 different individuals, and a single one for 37 additional ones. Recorded individuals consisted of 46 males (suburban: 20; forest: 26) and 35 females (suburban: 16; forest: 19). Fifty three videos were made during the breeding season (males: 32; females: 21) and 28 during the non-reproductive period (males: 14; females: 14) (see Appendix B for sample size in each site). All individuals were observed in stationary behavior, 76 were seen displaying, 73 were seen moving away from their perch, 12 were involved in close interactions, and 10 were seen foraging.

On average, individuals allocated 90.53% of their time budget to stationary behavior. Displays accounted for 6.15% of the total time budget. Feeding behavior and close interactions accounted for less than 0.01% of the time budget, such that we did not consider them

in subsequent analyses. We could not quantify movements precisely because of individuals moving too often out the scope of the camera. As there were significant and negative correlation between percentage time spent in stationary behavior and percentage time spent in display (Pearson correlation coefficient, $r = -0.47$, $df = 79$, $p < 0.001$), we focused on stationary behavior (performed by all individuals) for subsequent analyses. The model that best suited the data based on the AICc score included a sex-season interaction effect on percent time spent in stationary behavior (normalized). During the non-reproductive season, both sexes allocated most of their time to stationary behavior (Figure 6). In contrast, during reproduction, males significantly decreased the percentage of time spent in stationary behavior (-12.36%), while no such difference was observed in females (Figure 6). No effect of habitat was retained in the best model, suggesting that time budget did not differ between suburban and forest populations.

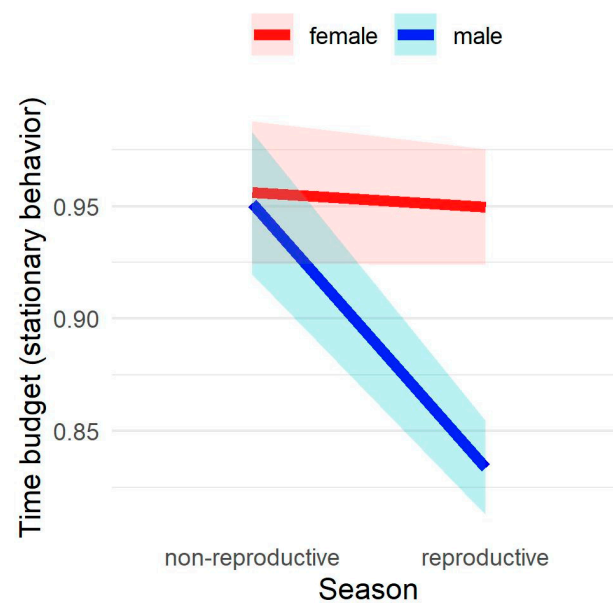


Figure 6. Relationship between season (reproductive vs. non-reproductive) and the proportion of time (time budget) spent performing stationary behavior by males and females of *Anolis homolechis*. Colored ribbons represent 95% confidence intervals.

3.3. Display Rate

The recorded individuals showed an average rate of 0.12 displays/min (i.e., 7.2 displays/hour). The best model based on the AICc score retained the interaction between sex and season, and the additive effects of habitat and site (nested within habitat) as explanatory variables. The second best model ($\Delta AICc < 2$) included the interaction between sex and habitat. Males displayed significantly more than females, and significantly increased their display rate ($+34.69\%$) during the reproductive season (Figure 7). Suburban males showed a slight, albeit significant, decrease in display rate compared to forest males (Figure 8a), but this difference was mainly due to a significant reduction in display rate in males from the Guanajay suburban site. Females' display rate did not differ between habitats, nor between sites (nested within habitat) (Figure 8b).

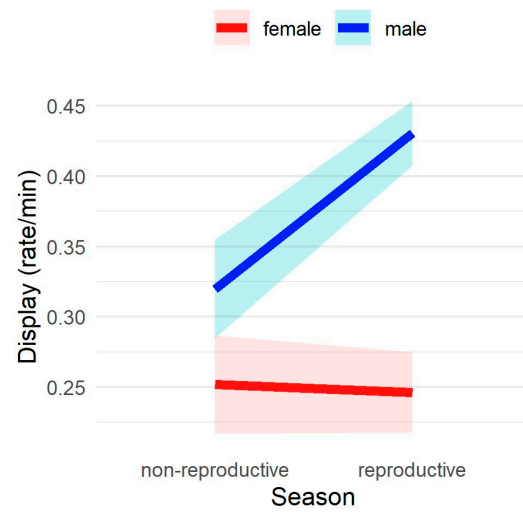


Figure 7. Relationship between display rate (arcsine square root transformed) and season (reproductive vs. non-reproductive) in males and females of *Anolis homolechis*. Colored ribbons represent 95% confidence intervals.

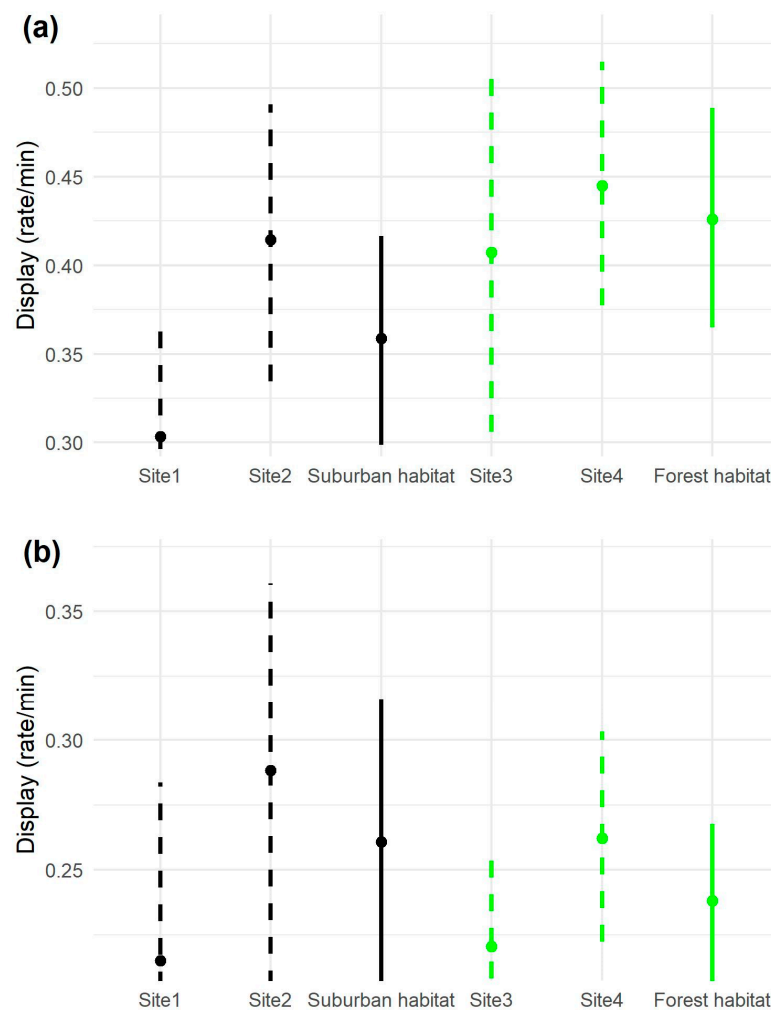


Figure 8. Display rate (arcsine square root transformed) in (a) males and (b) females of *Anolis homolechis* from suburban (black) and forest (green) population. Sampled sites are referred to as Site 1: Guanajay, Site 2: San José de Las Lajas, Site 3: Sierra del Rosario, and Site 4: Escaleras de Jaruco. Vertical bars indicate confidence intervals at 95%.

4. Discussion

Our study addressed the behavioral variation between and among suburban and forest populations of a common, albeit understudied, Cuban anole. The use of a nested design, with two replicates per habitat type, allowed us to find evidence of significant behavioral differences between suburban and forest populations of *A. homolechis* for both perch height and display rate, but not for time budget. As predicted, anoles from suburban populations perched higher than anoles from forest ones, whereas there was only a slight difference in display rate between habitats. Contrary to some previous findings, sex had no effect on perch height after body size was accounted for. Variation in behavior was also explained for by several other variables, such as sex, body size, and season, alone or in interaction with habitat type.

4.1. Variation in Perch Height

The absence of difference between sexes in perch height is in apparent contrast with previous observations in *A. homolechis* [51] and some other *Anolis* species [47,84–86]. Vertical segregation between male and female anoles might be explained by various phenomena, such as reduced food competition between sexes [86–88] or males benefiting from high perch height to defend their territory from intruders and to enhance display visibility [52]. Another explanation could be that it might simply result from the confounding effect of sexual dimorphism in body size (but see [52]). Indeed, we found a significant and positive relationship between perch height and body size (SVL), independent of the sex of individuals. Body size is related to toepad width and claw size, both of which are of importance for climbing efficiency in anoles [89]. Vertical segregation by size might also be accentuated by inter-individual competition for perches, with larger individuals being dominant over smaller ones. Future studies could then investigate to what extent the magnitude of vertical segregation by sex among anole species is confounded by the importance of sexual dimorphism or actually reflect different strategies between the two sexes.

In our study, suburban individuals, which were larger than forest ones on average [60], also used higher perches, as initially predicted based on thermal differences between the two habitats. Alternatively, this result could be explained by the benefits associated with higher perches in terms of improved visibility of the surroundings in open suburban areas, compared to closed spaces, such as forests [37]. Comparing with previous studies, alteration in perch height of suburban *A. homolechis* contrasts with observations in urban populations of both *A. sagrei* and *A. cristatellus*, which did not differ from their non-urban counterparts in perch height [37,61,90], following the general pattern for lizards [91]. Further studies of differences in perch height between urban and non-urban populations should take into account a measure of habitat openness and visibility, potentially through an experimental approach.

Interestingly, suburban individuals perched higher in the afternoon compared to the morning, a behavior that was not observed in forest populations. Given that perch height is related to activity in which a lizard is engaged [47], one possibility is that individuals from urban populations engage in different activities between the morning and the afternoon. Unfortunately, the number of video recordings was too low to check for an effect of time of the day on behavior. An alternative hypothesis is that the risk of predation was greater in the afternoon than in the morning at suburban sites, such that climbing higher would actually be an anti-predatory response. For example, urban populations of *A. sagrei* modify their daily activity in presence of the predator *Leiocephallus carinatus*, whose activity is limited to midday [28], although no correlation was found between perch height in *A. sagrei* and the abundance of *L. carinatus* [92]. Our working hypothesis involved the typically hotter urban climate [6], a feature that may affect some anole species [93]. While in forests temperature variation between morning and afternoon remains moderate due to vegetation cover, in suburban sites the scarce vegetation on the ground, coupled with substrate that absorbs heat, could lead to extreme temperatures in the afternoon, causing anoles to climb onto elevated perches. Although results are compatible with our initial hypothesis,

the extent to which perch height of anoles varies according to time of the day in urban environments deserves further consideration.

Our data showed that, overall, individuals were not consistent in perch height between captures. Experiments on *A. sagrei* revealed some individual consistency in ground avoidance rapidly evolving in response of predation [94]. The study also found that perch height increased in environments where predators were present in contrast with predator-free environments. We did not observe a similar pattern in suburban and forest *A. homolechis*. Given the empirical evidence for variation in individual behavioral consistency in anoles in relation to the degree of urbanization [28], future capture-recapture of anoles studies may address variation in personality between urban and non-urban populations [95], for instance, through measuring display and aggressive behavior at the time of capture.

4.2. Time Budget and Display Rate

We found no marked effect of urbanization on time budget, as suburban individuals had similar proportions of time spent stationary to forest individuals, supporting the general pattern for lizards of similar levels of activity between urban and natural habitats [91]. This agrees with what has been previously reported for other anole species, with individuals remaining stationary most of the time, basking and scanning the environment for prey, while remaining vigilant to predators, or competitors [45]. Similar to *A. homolechis*, several anole species also allocate about 90% of their time budget to this behavior, allocating little time for other activities [47,71,84]. Staying quiet most of the time might be a compensatory strategy for low input energy, compared to birds and mammals [96–98].

Another agreement with the general pattern observed in polygamous species with high sexual dimorphism is the intersexual difference in both time budget and display rate. Throughout the year, *A. homolechis* males displayed more frequently than females, but during the breeding season, males spent even more time displaying, whereas females showed no such trend. Increased display of males during the reproductive season is most probably the consequence of intense male-male competition for access to females. Conversely, females may remain stationary during the reproductive season for foraging benefits, in order to improve body condition and fertility [47,71,99,100]. Regarding variation between habitats, suburban males displayed at a significantly lower frequency than forest males. This result was unexpected as the increase in sexual size dimorphism observed in suburban populations of *A. homolechis* was suggestive of more intense male-male competition [60]. In addition, previous studies found increased display rates in urban populations of *A. sagrei* and *A. carolinensis* [31,37], possibly as an effect of increased distance between individuals in open urban areas, requiring more intense signaling to ensure efficient communication. However, the observed difference between habitat types in the present study was slight and mainly due to one suburban site (Guanajay), whereas in the other (San José de Las Lajas), the male rate was similar to that observed at the two forest sites. One possibility is that predation risk was particularly high in Guanajay as several studies have shown that lizards reduce display activity in risky environments, whereas display frequency increases in environments with a lower abundance of predators [99,101,102]. Since Vidal et al. (2022) found no difference in levels of tail loss (an index of predation pressure) between the two suburban populations [60], the latter explanation lacks support. Additional behavioral observations, coupled with experimentations, are needed to ascertain to what extent display behavior differs between suburban and forest populations of *A. homolechis*.

5. Conclusions

Our study provides new and original information on the effect of urbanization on the behavior of a native, endemic lizard, despite having some limitations associated with sample size and the typical reduced activity of anoles. We found that some aspects of the behavior of *A. homolechis* differs between suburban and forest populations. Future studies should investigate the origin of such differences. In particular, we suggest assessing behavioral plasticity vs. consistency in perch height among individuals from different

populations along a gradient of urbanization. Such a study should be coupled with a more detailed investigation of the behavior of anoles from urban and non-urban environments, possibly using common garden experiments [32,103]. As some of our results diverge, to some extent, from previous studies conducted on invasive anole species, we recommend extending comparative studies of urban and non-urban populations to other *Anolis* species [43]. Particular attention should be given to perch height, a behavior that links together habitat structure, biological interactions, and morphological capacities, well studied in the *Anolis* group [45]. More generally, studies on native species, rather than invasive ones, might be important in improving our understanding of the ability of natural populations to face the consequences of increasing urbanization.

Author Contributions: Conceptualization, A.V. and F.C.; Data curation, A.V.; Formal analysis, A.V. and F.C.; Funding acquisition F.C.; Investigation A.V.; Methodology, A.V. and F.C.; Project administration, A.V.; Resources, A.V.; Software, A.V.; Supervision, F.C. and R.P.; Visualization, A.V.; Writing—original draft, A.V. and F.C.; Writing—review & editing, F.C. and R.P. All authors have read and agreed to the published version of the manuscript.

Funding: This research was funded by CARIBAEA INITIATIVE, through a PhD fellowship to AV, and the projects “Conservación y uso sostenible de la biodiversidad biológica en los ecosistemas montañosos Guamuhaya y Guaniguanico bajo un enfoque paisajístico” (code: P211LH005-008) and “Colecciones Zoológicas, su conversación y manejo III, del Programa Ramal de Ciencia y Técnica, Diversidad Biológica (2018–2020)”, both managed by the Instituto de Ecología y Sistemática.

Institutional Review Board Statement: Not applicable.

Data Availability Statement: Data may be obtained by request from the corresponding author.

Acknowledgments: We thank the Administration of the Sierra del Rosario Biosphere Reserve, and the Ranch of Lázaro Medina and Miriam Llanes in Escaleras de Jaruco for allowing us a free stay in their facilities during the surveys. We also thank Manuel Iturriaga, Adonis González Carralero, Carlos Hernández Peraza, Héctor M. Díaz Perdomo, Alejandro García Montano, Yaira López Hurtado, Hansel Caballero Silva, Anaisa Cajigas Gandia, Rachel Batista Alvarez, Claudia Vega Catalá, J. Deyvis Viera García, Armando R. Longueira Loyola, Maylín Rodríguez Rubial, Gustavo Blanco Vale, and Tatiana Homar García for their help with the captures. Access to restricted areas of Sierra del Rosario, as well as the capture, marking, and handling of animals, were carried out with the agreement of the Director of the Sierra del Rosario Biosphere Reserve, Fidel Hernández Figueroa, and the Environmental License 2019/01 of the Oficina de Regulación y Seguridad Ambiental, Ministerio de Ciencia, Tecnología y Medio Ambiente of Cuba.

Conflicts of Interest: The authors declare no conflict of interest.

Appendix A

Number of observed males and females in suburban and forest populations of *Anolis homolechis* during morning and afternoon hours from January 2018 to August 2019 for perch height.

	Morning			Afternoon			Total		
	Males	Females	Total	Males	Females	Total	Males	Females	Total
Suburban sites									
Guanajay	66	30	96	52	32	84	118	62	180
San José de las Lajas	73	45	116	39	21	60	112	66	178
Forest sites									
Sierra del Rosario	72	72	144	53	42	95	125	114	239
Escaleras de Jaruco	57	55	112	40	30	70	95	85	182

Appendix B

Number of recorded males and females in suburban and forest populations of *Anolis homolechis* during reproductive and non-reproductive season from June 2018 to August 2019.

	Reproductive Season			Non-Reproductive Season			Total		
	Males	Females	Total	Males	Females	Total	Males	Females	Total
Suburban sites									
Guanajay	9	6	15	1	0	1	10	6	16
San José de las Lajas	6	5	11	4	5	9	10	10	20
Forest sites									
Sierra del Rosario	9	3	12	4	8	12	13	11	24
Escaleras de Jaruco	8	7	15	5	1	6	13	8	21

References

- Angel, S.; Parent, J.; Civco, D.L.; Blei, A.; Potere, D. The dimensions of global urban expansion: Estimates and projections for all countries, 2000–2050. *Prog. Plann.* **2011**, *75*, 53–107. [\[CrossRef\]](#)
- Seto, K.C.; Fragkias, M.; Güneralp, B.; Reilly, M.K. A meta-analysis of global urban land expansion. *PLoS ONE* **2012**, *6*, e23777. [\[CrossRef\]](#) [\[PubMed\]](#)
- Grimm, N.B.; Faeth, S.H.; Golubiewski, N.E.; Redman, C.L.; Wu, J.; Bai, X.; Briggs, J.M.; Grimm, N.B.; Faeth, S.H.; Golubiewski, N.E.; et al. Global change and the ecology of cities. *Science* **2008**, *319*, 756–760. [\[CrossRef\]](#)
- McKinney, M.L. Urbanization, biodiversity, and conservation. *Bioscience* **2002**, *52*, 883–890. [\[CrossRef\]](#)
- Gaston, K.J.; Duffy, J.P.; Gaston, S.; Bennie, J.; Davies, T.W. Human alteration of natural light cycles: Causes and ecological consequences. *Oecologia* **2014**, *176*, 917–931. [\[CrossRef\]](#)
- Arnfield, A.J. Two decades of urban climate research: A review of turbulence, exchanges of energy and water, and the urban heat island. *Int. J. Climatol.* **2003**, *23*, 1–26. [\[CrossRef\]](#)
- Kowarik, I. Novel urban ecosystems, biodiversity, and conservation. *Environ. Pollut.* **2011**, *159*, 1974–1983. [\[CrossRef\]](#) [\[PubMed\]](#)
- Aronson, M.F.J.; La Sorte, F.A.; Nilon, C.H.; Katti, M.; Goddard, M.A.; Lepczyk, C.A.; Warren, P.S.; Williams, N.S.G.; Cilliers, S.; Clarkson, B.; et al. A global analysis of the impacts of urbanization on bird and plant diversity reveals key anthropogenic drivers. *Proc. R. Soc. B* **2014**, *281*, 20133330. [\[CrossRef\]](#)
- Hahs, A.K.; McDonnell, M.J.; McCarthy, M.A.; Vesk, P.A.; Corlett, R.T.; Norton, B.A.; Clemants, S.E.; Duncan, R.P.; Thompson, K.; Schwartz, M.W.; et al. A global synthesis of plant extinction rates in urban areas. *Ecol. Lett.* **2009**, *12*, 1165–1173. [\[CrossRef\]](#)
- Angold, P.G.; Sadler, J.P.; Hill, M.O.; Pullin, A.; Rushton, S.; Austin, K.; Small, E.; Wood, B.; Wadsworth, R.; Sanderson, R.; et al. Biodiversity in urban habitat patches. *Sci. Total Environ.* **2006**, *360*, 196–204. [\[CrossRef\]](#)
- McKinney, M.L. Effects of urbanization on species richness: A review of plants and animals. *Urban Ecosyst.* **2008**, *11*, 161–176. [\[CrossRef\]](#)
- Luniak, M. Synurbization: Adaptation of animal wildlife to urban development. In Proceedings of the 4th International Urban Wildlife Symposium, Tucson, AZ, USA, 1–5 May 1999; University of Arizona: Tucson, AZ, USA, 2004; pp. 50–55.
- Alberti, M.; Correa, C.; Marzluff, J.M.; Hendry, A.P.; Palkovacs, E.P.; Gotanda, K.M.; Hunt, V.M.; Apgar, T.M.; Zhou, Y. Global urban signatures of phenotypic change in animal and plant populations. *Proc. Natl. Acad. Sci. USA* **2017**, *114*, 8951–8956. [\[CrossRef\]](#)
- Liker, A. Biologia futura: Adaptive changes in urban populations. *Biol. Futur.* **2020**, *71*, 1–8. [\[CrossRef\]](#)
- Ouyang, J.Q.; Isaksson, C.; Schmidt, C.; Hutton, P.; Bonier, F.; Dominoni, D. A new framework for urban ecology: An integration of proximate and ultimate responses to anthropogenic change. *Integr. Comp. Biol.* **2018**, *58*, 915–928. [\[CrossRef\]](#)
- Pickett, S.T.A.; Jenkins, J.C.; Law, N.L.; Nilon, C.H.; Pouyat, R.V.; Szlavecz, K.; Warren, P.S.; Wilson, M.A.; Cadenasso, M.L.; Grove, J.M.; et al. Beyond urban legends: An emerging framework of urban ecology, as illustrated by the Baltimore ecosystem study. *Bioscience* **2008**, *58*, 139–150. [\[CrossRef\]](#)
- Phearson, T.M.; Pickett, S.T.A.A.; Grimm, N.B.; Niemelä, J.; Alberti, M.; Elmquist, T.; Weber, C.; Haase, D.; Breuste, J.; Qureshi, S.; et al. Advancing urban ecology toward a science of cities. *Bioscience* **2016**, *66*, 198–212. [\[CrossRef\]](#)
- Ditchkoff, S.S.S.; Saalfeld, S.T.S.; Gibson, C.J. Animal behavior in urban ecosystems: Modifications due to human-induced stress. *Urban Ecosyst.* **2006**, *9*, 5–12. [\[CrossRef\]](#)
- Kralj-Fišer, S.; Hebets, E.A.; Kuntner, M. Different patterns of behavioral variation across and within species of spiders with differing degrees of urbanization. *Behav. Ecol. Sociobiol.* **2017**, *71*, 125. [\[CrossRef\]](#)
- Łopucki, R.; Klich, D.; Kiersztyn, A. Changes in the social behavior of urban animals: More aggression or tolerance? *Mamm. Biol.* **2021**, *101*, 1–10. [\[CrossRef\]](#)
- Sarkar, R.; Bhadra, A. How do animals navigate the urban jungle? A review of cognition in urban-adapted animals. *Curr. Opin. Behav. Sci.* **2022**, *46*, 101177. [\[CrossRef\]](#)
- Sih, A.; Stamps, J.; Yang, L.H.; McElreath, R.; Ramenofsky, M. Behavior as a key component of integrative biology in a human-altered world. *Integr. Comp. Biol.* **2010**, *50*, 934–944. [\[CrossRef\]](#) [\[PubMed\]](#)
- Shochat, E.; Warren, P.S.; Faeth, S.H.; McIntyre, N.E.; Hope, D. From patterns to emerging processes in mechanistic urban ecology. *Trends Ecol. Evol.* **2006**, *21*, 186–191. [\[CrossRef\]](#) [\[PubMed\]](#)

24. Sol, D.; Lapedra, O.; González-Lagos, C. Behavioural adjustments for a life in the city. *Anim. Behav.* **2013**, *85*, 1101–1112. [[CrossRef](#)]
25. Carrete, M.; Tella, J.L. Behavioral correlations associated with fear of humans differ between rural and urban burrowing owls. *Front. Ecol. Evol.* **2017**, *5*, 1–9. [[CrossRef](#)]
26. Vincze, E.; Papp, S.; Preiszner, B.; Seress, G.; Bókony, V.; Liker, A. Habituation to human disturbance is faster in urban than rural house sparrows. *Behav. Ecol.* **2016**, *27*, 1304–1313. [[CrossRef](#)]
27. Uchida, K.; Suzuki, K.K.; Shimamoto, T.; Yanagawa, H.; Koizumi, I. Decreased vigilance or habituation to humans? Mechanisms on increased boldness in urban animals. *Behav. Ecol.* **2019**, *30*, 1583–1590. [[CrossRef](#)]
28. Lapedra, O.; Chejanovski, Z.; Kolbe, J.J. Urbanization and biological invasion shape animal personalities. *Glob. Chang. Biol.* **2017**, *23*, 592–603. [[CrossRef](#)]
29. Avilés-Rodríguez, K.J.; Kolbe, J.J. Escape in the city: Urbanization alters the escape behavior of *Anolis* lizards. *Urban Ecosyst.* **2019**, *22*, 733–742. [[CrossRef](#)]
30. Batabyal, A.; Balakrishna, S.; Thaker, M. A multivariate approach to understanding shifts in escape strategies of urban lizards. *Behav. Ecol. Sociobiol.* **2017**, *71*, 83. [[CrossRef](#)]
31. Bloch, N.; Irschick, D.J. An analysis of inter-population divergence in visual display behavior of the green anole lizard (*Anolis carolinensis*). *Ethology* **2006**, *112*, 370–378. [[CrossRef](#)]
32. Baxter-Gilbert, J.; Riley, J.L.; Whiting, M.J. Bold New World: Urbanization promotes an innate behavioral trait in a lizard. *Behav. Ecol. Sociobiol.* **2019**, *73*, 105. [[CrossRef](#)]
33. Atwell, J.W.; Cardoso, G.C.; Whittaker, D.J.; Campbell-Nelson, S.; Robertson, K.W.; Ketterson, E.D. Boldness behavior and stress physiology in a novel urban environment suggest rapid correlated evolutionary adaptation. *Behav. Ecol.* **2012**, *23*, 960–969. [[CrossRef](#)]
34. Miranda, A.C.; Schielzeth, H.; Sonntag, T.; Partecke, J. Urbanisation and its effects on personality traits: A result of microevolution or phenotypic plasticity? *Glob. Chang. Biol.* **2013**, *19*, 2634–2644. [[CrossRef](#)]
35. Cronin, A.D.; Smit, J.A.H.; Muñoz, M.I.; Poirier, A.; Moran, P.A.; Jerem, P.; Halfwerk, W. A comprehensive overview of the effects of urbanisation on sexual selection and sexual traits. *Biol. Rev.* **2022**, *97*, 1325–1345. [[CrossRef](#)]
36. Ríos-Chelén, A.A. Bird song: The interplay between urban noise and sexual selection. *Oecologia Bras.* **2009**, *13*, 153–164. [[CrossRef](#)]
37. Stroud, J.T.; Colom, M.; Ferrer, P.; Palermo, N.; Vargas, V.; Cavallini, M.; Lopez, J.; Jones, I. Behavioral shifts with urbanization may facilitate biological invasion of a widespread lizard. *Urban Ecosyst.* **2019**, *22*, 425–434. [[CrossRef](#)]
38. Halfwerk, W.; Blaas, M.; Kramer, L.; Hijner, N.; Trillo, P.A.; Bernal, X.E.; Page, R.A.; Goutte, S.; Ryan, M.J.; Eilers, J. Adaptive changes in sexual signalling in response to urbanization. *Nat. Ecol. Evol.* **2019**, *3*, 374–380. [[CrossRef](#)]
39. Lintott, P.R.; Bunnefeld, N.; Fuentes-Montemayor, E.; Minderman, J.; Mayhew, R.J.; Olley, L.; Park, K.J. City life makes females fussy: Sex differences in habitat use of temperate bats in urban areas. *R. Soc. Open Sci.* **2014**, *1*, 140200. [[CrossRef](#)]
40. Magle, S.B.; Hunt, V.M.; Vernon, M.; Crooks, K.R. Urban wildlife research: Past, present, and future. *Biol. Conserv.* **2012**, *155*, 23–32. [[CrossRef](#)]
41. Seto, K.C.; Güneralp, B.; Hutyra, L.R. Global forecasts of urban expansion to 2030 and direct impacts on biodiversity and carbon pools. *Proc. Natl. Acad. Sci. USA* **2012**, *109*, 16083–16088. [[CrossRef](#)]
42. Uetz, P.; Freed, P.; Aguilar, R.; Hošek, J. The Reptile Database. Available online: <http://www.reptile-database.org> (accessed on 10 September 2022).
43. Lapedra, O. Urban behavioral ecology: Lessons from *Anolis* lizards. *Integr. Comp. Biol.* **2018**, *58*, 939–947. [[CrossRef](#)] [[PubMed](#)]
44. Losos, J.B. Integrative approaches to evolutionary ecology: *Anolis* lizards as model systems. *Annu. Rev. Ecol. Syst.* **1994**, *25*, 467–493. [[CrossRef](#)]
45. Losos, J.B. *Lizards in an Evolutionary Tree: Ecology and Adaptive Radiation of Anoles*; University of California Press: Berkeley, CA, USA, 2009; p. 507.
46. Schwartz, A.; Henderson, R.W. *Amphibians and Reptiles of the West Indies: Descriptions, Distributions, and Natural History*; University of Florida Press: Gainesville, FL, USA, 1991; p. 720.
47. Andrews, R.M. Structural habitat and time budget of a tropical *Anolis* lizard. *Ecol. Soc. Am.* **1971**, *52*, 262–270. [[CrossRef](#)]
48. Staats, C.M.; Bartolotia, T.; Schall, J.J. Body size and perching behavior of *Anolis sabanus*, the solitary anole of Saba, Netherland Antilles. *Herpetol. Nat. Hist.* **1997**, *5*, 157–164.
49. Gilman, C.A.; Irschick, D.J. Foils of flexion: The effects of perch compliance on lizard locomotion and perch choice in the wild. *Funct. Ecol.* **2013**, *27*, 374–381. [[CrossRef](#)]
50. Jenssen, T.A. The ethoecology of *Anolis nebulosus* (Sauria, Iguanidae). *J. Herpetol.* **1970**, *4*, 1–38. [[CrossRef](#)]
51. Rodríguez Schettino, L. *The Iguanid Lizards of Cuba*; University of Florida Press: Gainesville, FL, USA, 1999; p. 428.
52. Ramírez-Bautista, A.; Benabib, M. Perch height of the arboreal lizard *Anolis nebulosus* (Sauria: Polychrotidae) from a tropical dry forest of México: Effect of the reproductive season. *Copeia* **2001**, *2001*, 187–193. [[CrossRef](#)]
53. Paterson, A. Effects of prey availability on perch height of female bark anoles, *Anolis distichus*. *Herpetologica* **1999**, *42*, 412–449.
54. Barquero, M.D.; Arguedas, V.P. Structural habitat use by the many-scaled anole, *Anolis polylepsis* (Squamata: Polychrotidae). *Acta Herpetol.* **2009**, *4*, 135–142. [[CrossRef](#)]
55. Cooper, W.E. Risk factors affecting escape behavior by the Jamaican lizard *Anolis lineatopus* (Polychrotidae, Squamata). *Caribb. J. Sci.* **2010**, *46*, 216–227. [[CrossRef](#)]

56. Steffen, J.E. Perch height differences among female *Anolis polylepis* exhibiting dorsal pattern polymorphism. *Amphib. Reptil. Conserv.* **2010**, *17*, 172–174.
57. Hall, J.M.; Warner, D.A. Body size and reproduction of a non-native lizard are enhanced in an urban environment. *Biol. J. Linn. Soc.* **2017**, *122*, 860–871. [[CrossRef](#)]
58. Prado-Irwin, S.; Revell, L.J.; Winchell, K.M. Variation in tail morphology across urban and forest populations of the crested anole (*Anolis cristatellus*). *Biol. J. Linn. Soc.* **2019**, *128*, 632–644. [[CrossRef](#)]
59. Thawley, C.J.; Moniz, H.A.; Merritt, A.J.; Battles, A.C.; Michaelides, S.N.; Kolbe, J.J. Urbanization affects body size and parasitism but not thermal preferences in *Anolis* lizards. *J. Urban Ecol.* **2019**, *5*, 1–9. [[CrossRef](#)]
60. Vidal, A.; Iturriaga, M.; Mancina, C.A.; Cézilly, F. Differences in sex ratio, tail autotomy, body size and body condition between suburban and forest populations of the Cuban endemic lizard *Anolis homolechis*. *Urban Ecosyst.* **2022**, *25*, 1711–1723. [[CrossRef](#)]
61. Winchell, K.M.; Reynolds, R.G.; Prado-Irwin, S.R.; Puente-Rolón, A.R.; Revell, L.J. Phenotypic shifts in urban areas in the tropical lizard *Anolis cristatellus*. *Evolution* **2016**, *70*, 1009–1022. [[CrossRef](#)]
62. Lailvaux, S.P. It's not easy being green: Behavior, morphology, and population structure in urban and natural populations of green anole (*Anolis carolinensis*) lizards. *Front. Ecol. Evol.* **2020**, *8*, 570810. [[CrossRef](#)]
63. Fokidis, H.B.; Brock, T. Hurricane Irma induces divergent behavioral and hormonal impacts on an urban and forest population of invasive *Anolis* lizards: Evidence for an urban resilience hypothesis. *J. Urban Ecol.* **2020**, *6*, 1–15. [[CrossRef](#)]
64. McMillan, D.M.; Irschick, D.J. Experimental test of predation and competition pressures on the green anole (*Anolis carolinensis*) in varying structural habitats. *J. Herpetol.* **2010**, *44*, 272–278. [[CrossRef](#)]
65. Winchell, K.M.; Carlen, E.J.; Puente-Rolón, A.R.; Revell, L.J. Divergent habitat use of two urban lizard species. *Ecol. Evol.* **2018**, *8*, 25–35. [[CrossRef](#)] [[PubMed](#)]
66. Chejanovski, Z.A.; Avilés-Rodríguez, K.J.; Lapedra, O.; Preisser, E.L.; Kolbe, J.J. An experimental evaluation of foraging decisions in urban and natural forest populations of *Anolis* lizards. *Urban Ecosyst.* **2017**, *20*, 1011–1018. [[CrossRef](#)]
67. Battles, A.C.; Moniz, M.; Kolbe, J.J. Living in the big city: Preference for broad substrates results in niche expansion for urban *Anolis* lizards. *Urban Ecosyst.* **2018**, *21*, 1087–1095. [[CrossRef](#)]
68. Irschick, D.J.; Carlisle, E.; Elstrott, J.; Ramos, M.; Buckley, C.; Vanhooydonck, B.; Meyers, J.; Herrel, A. A comparison of habitat use, morphology, clinging performance and escape behaviour among two divergent green anole lizard (*Anolis carolinensis*) populations. *Biol. J. Linn. Soc.* **2005**, *85*, 223–234. [[CrossRef](#)]
69. Borden, J.B.; Bohlman, S.; Scheffers, B.R. Niche lability mitigates the impact of invasion but not urbanization. *Oecologia* **2022**, *198*, 1–10. [[CrossRef](#)]
70. Leal, M.; Powell, B.J. Behavioural flexibility and problem-solving in a tropical lizard. *Biol. Lett.* **2012**, *8*, 28–30. [[CrossRef](#)]
71. Jenssen, T.A.; Congdon, J.D.; Fischer, R.U.; Estes, R.; Kling, D.; Edmands, S.; Bernal, H. Behavioural, thermal, and metabolic characteristics of a wintering lizard (*Anolis carolinensis*) from South Carolina. *Funct. Ecol.* **1996**, *10*, 201–209. [[CrossRef](#)]
72. Driessens, T.; Vanhooydonck, B.; Van Damme, R. Detering predators, daunting opponents or drawing partners? Signaling rates across diverse contexts in the lizard *Anolis sagrei*. *Behav. Ecol. Sociobiol.* **2014**, *68*, 173–184. [[CrossRef](#)]
73. Fischer, E.M.; Oleson, K.W.; Lawrence, D.M. Contrasting urban and rural heat stress responses to climate change. *Geophys. Res. Lett.* **2012**, *39*, 1–8. [[CrossRef](#)]
74. Williams, E.E.; Rand, A.S. Species recognition, dewlap function, and faunal size. *Am. Zool.* **1977**, *17*, 261–270. [[CrossRef](#)]
75. Ruiz García, F.N. Observaciones etológicas sobre *Anolis homolechis* (Lacertilia: Iguanidae) en Cuba. *Miscelánea Zoológica* **1975**, *1*, 4.
76. González Carralero, A.; Rodríguez Schettino, L. Reproducción en cautiverio de *Anolis homolechis* Cope, 1864 (Squamata: Iguanidae) en Cuba. *Cubazoo* **2009**, *1*, 3–9.
77. Silva, A.; Estrada, A.R. Ciclos reproductivos de dos lagartos del género *Anolis*: *A. homolechis* y *A. allogus* en la estación Sierra del Rosario, Cuba. *Ciencias Biológicas* **1984**, *12*, 81–89.
78. Calsbeek, R.; Irschick, D.J. The quick and the dead: Correlational selection on morphology, performance, and habitat use in island lizards. *Evolution* **2007**, *61*, 2493–2503. [[CrossRef](#)]
79. Vidal, A.; Cézilly, F.; Pradel, R. Contemporary survival selection fails to explain observed patterns of phenotypic divergence between suburban and forest populations of the Cuban endemic lizard, *Anolis homolechis*. *in preparation*.
80. Johnson, M.A. A new method of temporarily marking lizards. *Herpetol. Rev.* **2005**, *36*, 277–279.
81. Altmann, J. Observational study of behavior: Sampling methods. *Behaviour* **1974**, *49*, 227–267. [[CrossRef](#)]
82. Burnham, K.P.; Anderson, D.R. Model selection and multimodel inference: A practical information-theoretic approach. *Ecol. Modell.* **2002**, *172*, 488.
83. R Core Team. *R: A Language and Environment for Statistical Computing*; R Foundation for Statistical Computing: Vienna, Austria, 2022. Available online: <http://www.R-project.org> (accessed on 30 May 2022).
84. Talbot, J.J. Time budget, niche overlap, inter- and intraspecific aggression in *Anolis humilis* and *A. limifrons* from Costa Rica. *Copeia* **1979**, 472–481. [[CrossRef](#)]
85. Butler, M.A.; Losos, J.B. Multivariate sexual dimorphism, selection, and adaptation in greater antillean *Anolis* lizards. *Ecol. Monogr.* **2002**, *72*, 541–559. [[CrossRef](#)]
86. Perry, G. The evolution of sexual dimorphism in the lizard *Anolis polylepis* (Iguania): Evidence from intraspecific variation in foraging behaviour and diet. *Can. J. Zool.* **1996**, *74*, 1238–1425. [[CrossRef](#)]

87. Rodríguez-Schettino, L. Diet of *Anolis homolechis* (Cope, 1864) at the National Botanical Garden, Cuba. *Rev. Colomb. Cienc. Anim.* **2010**, *2*, 147–152. [[CrossRef](#)]
88. Sampedro-Marín, A.; Berovides-Álvarez, V.; Rodríguez-Schettino, L. Algunos aspectos ecológicos sobre dos especies cubanas del género *Anolis* (Sauria: Iguanidae). *Ciencias Biológicas* **1982**, *7*, 87–103.
89. Crandell, K.E.; Herrel, A.; Sasa, M.; Losos, J.B.; Autumn, K. Stick or grip? Co-evolution of adhesive toepads and claws in *Anolis* lizards. *Zoology* **2014**, *117*, 363–369. [[CrossRef](#)] [[PubMed](#)]
90. Kolbe, J.J.; Battles, A.C.; Avilés-Rodríguez, K.J. City slickers: Poor performance does not deter *Anolis* lizards from using artificial substrates in human-modified habitats. *Funct. Ecol.* **2016**, *30*, 1418–1429. [[CrossRef](#)]
91. Putman, B.J.; Tippie, Z.A. Big city living: A global meta-analysis reveals positive impact of urbanization on body size in lizards. *Front. Ecol. Evol.* **2020**, *8*, 580745. [[CrossRef](#)]
92. Chejanovski, Z.A.; Kolbe, J.J. Close encounters of the urban kind: Predators influence prey body size variation in an urban landscape. *Evol. Ecol.* **2019**, *33*, 791–809. [[CrossRef](#)]
93. Battles, A.C.; Kolbe, J.J. Miami heat: Urban heat islands influence the thermal suitability of habitats for ectotherms. *Glob. Chang. Biol.* **2019**, *25*, 562–576. [[CrossRef](#)]
94. Lapiedra, O.; Schoener, T.W.; Leal, M.; Losos, J.B.; Kolbe, J.J. Predator-driven natural selection on risk-taking behavior in anole lizards. *Science* **2018**, *360*, 1017–1020. [[CrossRef](#)]
95. Magura, T.; Mizser, S.; Horváth, R.; Nagy, D.D.; Tóth, M.; Csicssek, R.; Lövei, G.L. Are there personality differences between rural vs. urban-living individuals of a specialist ground beetle, *Carabus convexus*? *Insects* **2021**, *12*, 646. [[CrossRef](#)]
96. Garland, T.; Albuquerque, R.L. Locomotion, energetics, performance, and behavior: A mammalian perspective on lizards, and vice versa. *Integr. Comp. Biol.* **2017**, *57*, 252–266. [[CrossRef](#)]
97. Pough, F.H. The advantages of ectothermy for tetrapods. *Am. Nat.* **1980**, *115*, 92–112. [[CrossRef](#)]
98. Hertz, P.E.; Huey, R.B.; Garland, T. Time budgets, thermoregulation, and maximal locomotor performance: Are reptiles olympians or boy scouts? *Integr. Comp. Biol.* **1988**, *28*, 927–938. [[CrossRef](#)]
99. Lister, B.C.; García Aguayo, A. Seasonality, predation, and the behaviour of a tropical mainland anole. *J. Anim. Ecol.* **1992**, *61*, 717–733. [[CrossRef](#)]
100. Fleming, T.H.; Hooker, R.S. *Anolis cupreus*: The response of a lizard to tropical seasonality. *Ecology* **1975**, *56*, 1243–1261. [[CrossRef](#)]
101. García, A.; Valtierra-Azotla, M.; Lister, B.C. Behavioral responses to seasonality by two Sceloporine lizard species from a tropical dry forest. *Anim. Biol.* **2010**, *60*, 97–113. [[CrossRef](#)]
102. Simon, V.B. Not all signals are equal: Male brown anole lizards (*Anolis sagrei*) selectively decrease pushup frequency following a simulated predatory attack. *Ethology* **2007**, *113*, 793–801. [[CrossRef](#)]
103. Thorpe, R.S.; Reardon, J.T.; Malhotra, A. Common garden and natural selection experiments support ecotypic differentiation in the Dominican anole (*Anolis oculatus*). *Am. Nat.* **2005**, *165*, 495–504. [[CrossRef](#)]

Disclaimer/Publisher's Note: The statements, opinions and data contained in all publications are solely those of the individual author(s) and contributor(s) and not of MDPI and/or the editor(s). MDPI and/or the editor(s) disclaim responsibility for any injury to people or property resulting from any ideas, methods, instructions or products referred to in the content.